



Tree treasure hunt




THE KING'S FOUNDATION

Use the vocabulary on this page to find the leaves matching the descriptions on the next page.


Compound leaves have lots of smaller leaflets coming off of one central stalk




Simple leaves have only one leaf coming off of the same stalk




Lobes are protrusions that grow out of the side of the leaf, these can be pointed or rounded.




Leaves that have **teeth** have a jagged edge like a bread knife.



Palmate veins are when the main veins of the leaf all start at the same point where the leaf joins on to the stalk.



Pinnate veins are when the leaf has one central vein that runs top to bottom that the other main veins all come off of.



Tree treasure hunt

Use the vocabulary on the previous page to find the leaves matching the descriptions on this page. Tick them off when you have found them.


- Find a **simple** leaf
- Find a **compound** leaf
- Find a **simple** leaf with **lobes**
- Find a **simple** leaf with **pinnate** veins and **lobes**
- Find a **compound** leaf with **palmate** veins, and a smooth edge
- Find a **compound** leaf with **pinnate** veins, a **toothed** edge and **no lobes**
- Find a **simple** leaf with **lobes** that has **pinnate** veins and a smooth edge.

You can use these terms to help you find some common British tree species


Oak trees have simple leaves, with pinnate veins, rounded lobes and a smooth edge.



Ash trees have compound leaves, with pinnate veins, no lobes and a smooth edge



Horse chestnut trees have compound leaves, with palmate veins, a toothed edge and no lobes



Sycamore trees are simple leaves, with palmate veins, pointed lobes and a toothed edge.

