



THE KING'S FOUNDATION

Hello and welcome to your woodland scavenger hunt.

The aim of the game is to find and identify 3 items (or more!) in each of the 5 categories.



What are we looking for?



3 x Bird Feathers



3 x Animal Footprints



3 x Leaves



3 x Berries, Seeds or Nuts



3 x Flowers

Things you will need:

1 x Egg box or bag (Treasure Chest)

1 x Camera

Optional things to use or bring:

1 x Magnifier

1 x Binoculars

1 x Internet access

1 x Wildlife ID book or guide





Stay safe. Make sure:

You wash your hands before and after your treasure hunt!

You have permission to do your treasure hunt whilst following the outdoor access and countryside code.

You know how to spot potentially harmful plants and or animals like bees/wasps and stinging nettles.



Mini Activity: Start off by taking in the views, and scenery of the woodland area where you are conducting your hunt. Do not just dive straight in. What can you; see, hear, feel, smell and taste?



Flowers: Always be careful to not damage the plant. Look for plants with a plentiful supply of flowers. If the plant only has one or two available either take a photo of it and/or try to find another plant.



Leaves: Always be careful to not damage the plant, only take a leaf from a plant should it have a plentiful supply. Otherwise take a photo.



Feathers: Check within the bushes and shrubs. Avoid disturbing any nests should you see any in the spring period.




Animal Tracks: Check soft ground such as mud or fresh snow, or around gaps in fences which mammals might use as a tunnel.



Berries, Seeds or Nuts: All these items grow on trees or bushes and are most commonly found at the end of autumn.




We have found 3 of each of category items! The hunt is now complete. Have a go at identifying your items or photos! You can use a book e.g., "Collins Complete British Wildlife Photo guide" or the internet in order to identify all the treasure that you collected long your way!



What Next?

Now you know how to go on a scavenger hunt, it is time to get imaginative and creative. Mix up your thoughts and ideas and use these to see if there is anything else that you can identify through the year. Make notes of what you find!

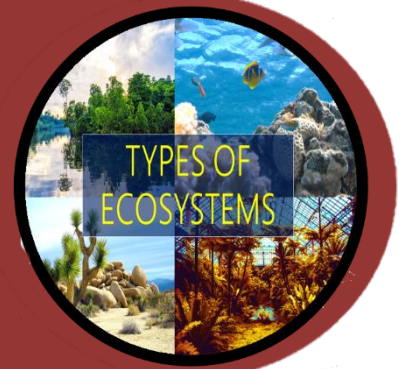


Can you:

Find out what animals are within your local area in any given month. To do this you can go on a new scavenger hunt each month, noting down three new things that you see each time, keeping a seasonal notebook. What changes do you notice as the year goes on?

Can you:

Decide if there are any different types of ecosystems where you can identify and find different type of scavenger hunt items. For example, a forest, fresh water, grassland, dessert or even a marine ecosystem.



Can you:

Use the different types of ecosystems to determine how animals in one ecosystem may differ from that of animals in another ecosystem. Again, the internet and books can be used in order to enhance your results.

DON'T FORGET TO:

Share your Discoveries on social media using #DHEducation